MARINE TRAINING SIMULATORS

SIMULATORS – NOW

There has been a serious loss in Brazil this year (20001). P36 is shown sinking in the next two figures.

FIGURE 11–P36 on March 15, 2001
Offshore Brazil

FIGURE 12–P36 on March 15, 2001

In order to verify and demonstrate our latest table design, we built a simplified model, as seen in the following figures. The model scale is 1:30. It has a clear Plexiglass top, representing the ceiling and walls of the room to be placed on the table. Inside the room are 8 wooden cylinders, each representing a 6 foot tall man weighing around 220 lbs. There are 8 desks with computer monitors and a conference table, all made from wood and to a 1:30 scale. At one end there is an illuminated Plexiglass box, representing a big wall-mounted flat panel screen display.

The external dimensions of the simulator “container” are 34 feet by 24 feet.

The table container floor is 11.5 feet above the warehouse floor where it will be assembled. The two red rectangles on the clear plastic walls are doors. There are access platforms at both ends, with hand-rails etc.



FIGURE 13 –Tilt Table Model -Level



FIGURE 14 – Tilt Table Model at Maximum Inclination



FIGURE 15 – Tilt Table Model, 15º Trim

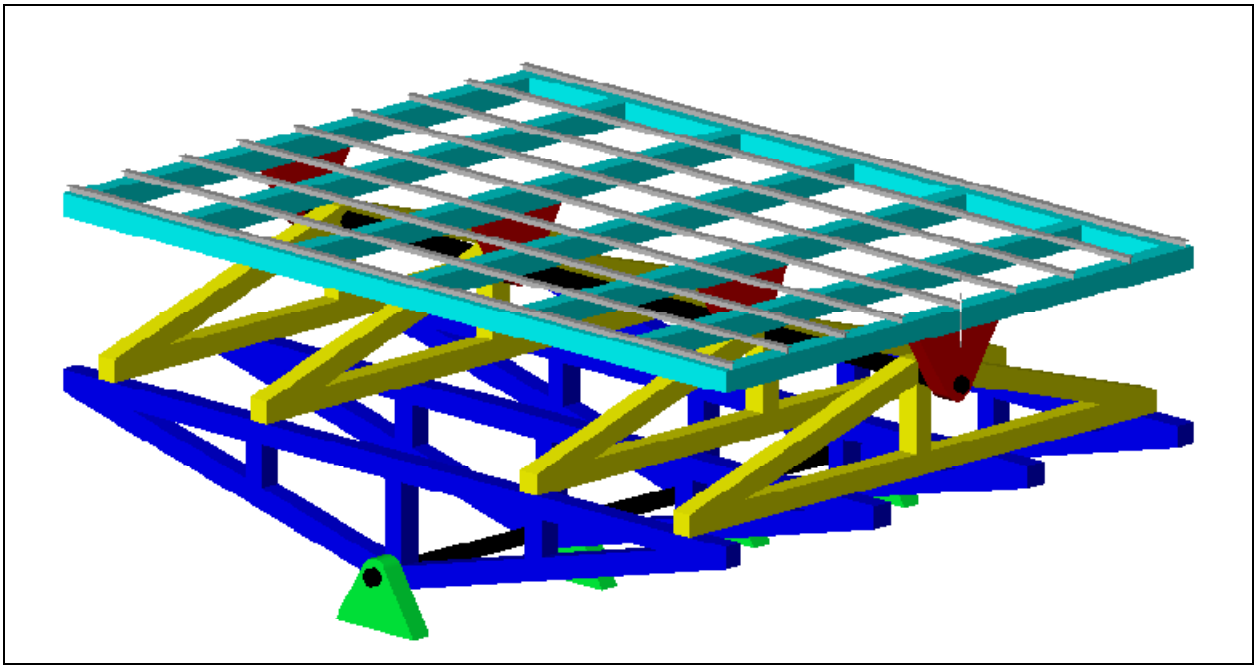

FIGURE 16 – Solid Works Model of TiltTable.